

Battery pack

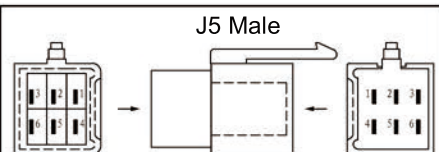
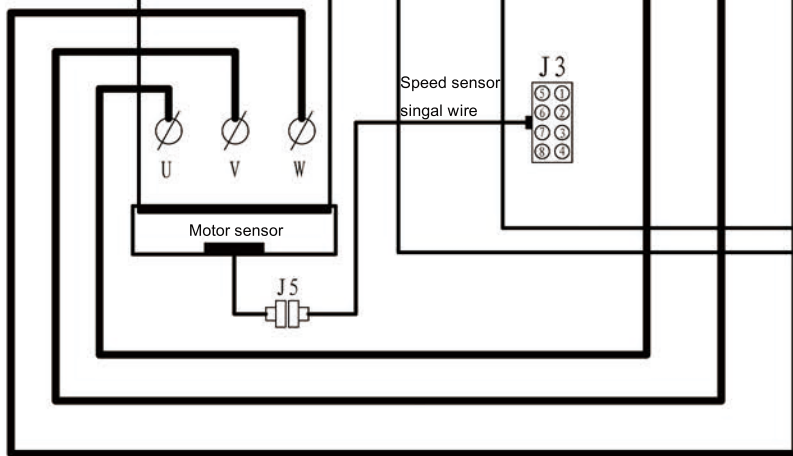
48V-96V DC

AC induction motor

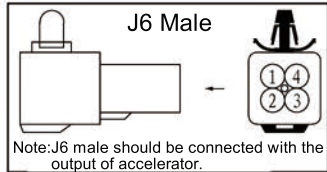
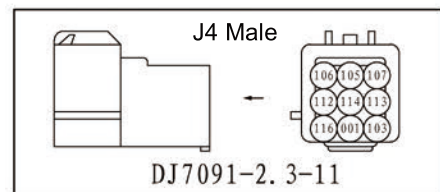
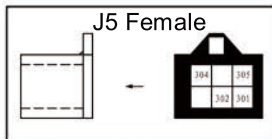

Controller

Controller program

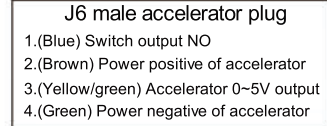
English is available



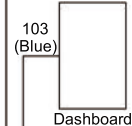
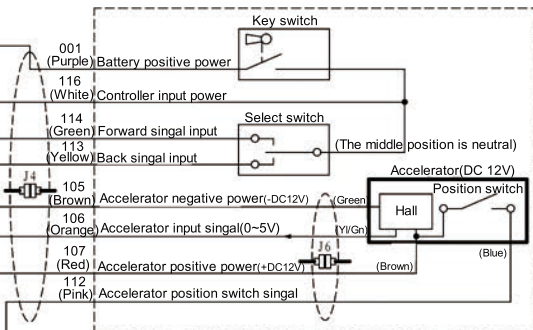
Note: J5 male should be connected with the motor.



Note: J6 male should be connected with the output of accelerator.



J6 male accelerator plug  
1.(Blue) Switch output NO  
2.(Brown) Power positive of accelerator  
3.(Yellow/green) Accelerator 0~5V output  
4.(Green) Power negative of accelerator



Speed pulse singal output

